



Connect Collaborate Innovate

A Newsletter From The Provost's Office

Ed Tech Tricks and Treats

With All Hallows' Eve at our doorstep my mind is flooded with all of the frightful *and* delightful experiences that one can have using "Ed Tech" to facilitate learning. Paralyzing nightmares of staring at screens, haunting pages filled with icons, unearthly expectations to learn it all, but also the magic of creativity, sweet satisfaction of achievement and bewitching visions of engaged students.

In this edition of *Connect Collaborate Innovate* I hope I don't spook you with thoughts of more technology, but rather enchant you with some new tech wizardry to transform your classroom. It

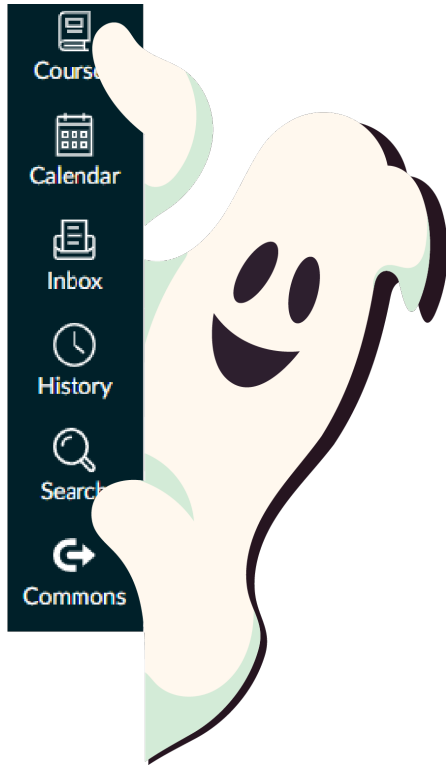
simply would not be Halloween without a few *tricks* and, everyone's favorite - the *treats*! What follows are some Ed Tech tools available to all FSW faculty (and some students). Look for links to request access, find guides, and learn more. If these treats excite you, I encourage you to join the Community of Practice in Instructional Technology to connect with like-minded faculty and administrators. Visit the TLC Training Calendar to register.

Now it is time for me to don my pointy shoes and witchy hat to cast a spell that grants you the mystical powers of innovation....



Dr. Rozalind Jester, Assistant Vice Provost, Online Learning

Tricks



FSW's most widely used Ed Tech platform is our Learning Management System (LMS), Canvas. Every professor uses it to some extent, but I would venture to say that even those of us that consider ourselves "super users" can learn a few new tricks. Did you know that Canvas is driven by a community of users? This community provides feedback and makes recommendations that drive innovation and product development. Join the Canvas Community and share your ideas, wishes and feedback!

Canvas New Feature Releases

Canvas is an ever evolving platform and new features are introduced on a regular basis. Some you may notice right away, like the brand new **History menu** in the navigation menu, and others might be more subtle, like **Course-Level Notification Preferences** and the addition of a **Global Announcement** page. Here are a few features available now or coming soon:

- ▶ **Bulk Assignment Editing** - update all those due dates in one fell swoop!
- ▶ **Bulk Page Delete** - need to clean out the cobwebs?
- ▶ Coming January 2021: The **Rich Content Editor (RCE)** is getting a new look and feel. You will want to check this one out! The RCE is the set of editing tools that you use to create all your content in Canvas Pages, Assignments, Discussions and more.
- ▶ Subscribe to stay up-to-date on all the upcoming changes: **Canvas Release Resources** (Log in with your FSW credentials to participate)

Treats

If I could wave my magic wand and grant all of your Ed Tech wishes, I surely would! Since I have yet to master that skill please accept these treats instead. One for everyone!



with a set of mobile applications and also some optional cloud services. That's right - Photoshop, Illustrator and Adobe Pro (edit those PDFs)!

- ▶ Request your FSW Adobe CC Account now!
- ▶ Explore Creative Cloud

Adobe Creative Cloud

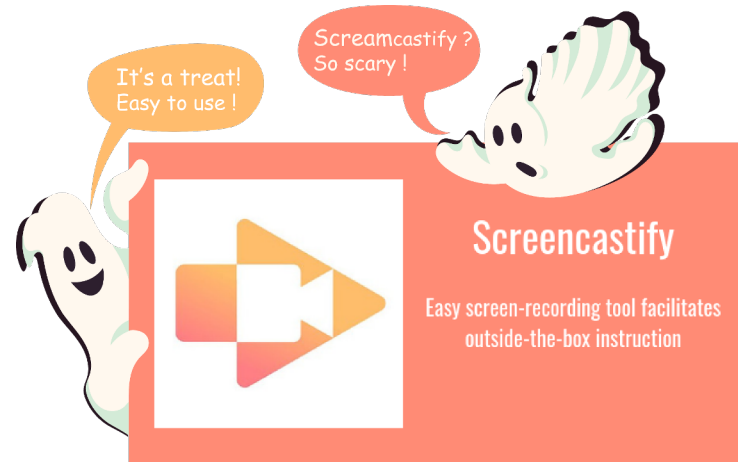
It is *finally* here! For the graphic designers and digitally inclined, you all now have access to Adobe Creative Cloud. This is a powerful set of applications and services from Adobe Inc. that gives subscribers access to a collection of software used for graphic design, video editing, web development, photography, along

Google Screencastify

Looking for an easy screen recording tool to create quick and easy videos for your course? Both you and your students can use

Google Screencastify to record, edit and share videos right from Google Chrome. Here are a few resources to get you started:

- ▶ About Screencastify
- ▶ How To: Create a Video with Picture-in-Picture Using Screencastify



Treats

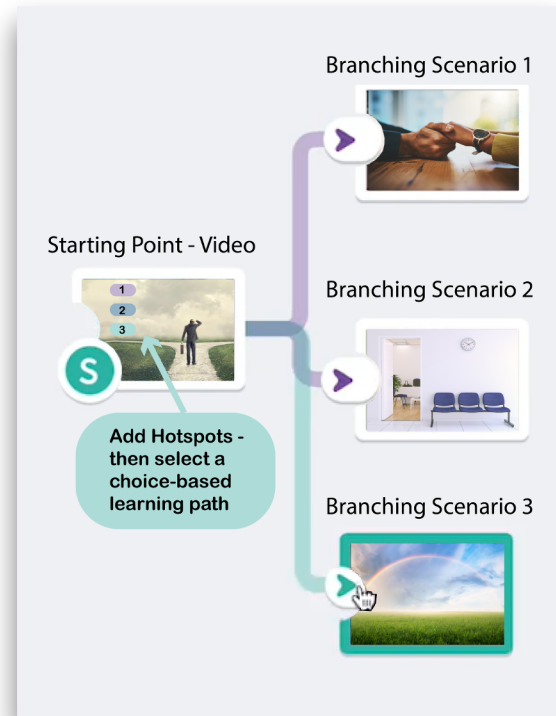
Kaltura



Kaltura is a video platform that is built with educators in mind! It does much more than just play a recorded video. Did you know that you can...

- ▶ Add **Interactive Video Quizzes** within the video to help students assess their understanding
- ▶ Add clickable objects to your videos called **Hotspots** to link to... basically anything!
- ▶ **Automatically caption** your videos to ensure all students have access to your course content
- ▶ Determine who watched your video and for how long. Join this webinar on 11/12/20 at 2pm EST to **Get the Most Video Analytics for Education**

I'm also excited to announce a new addition to our Kaltura Toolset (coming Spring 2021): **Interactive Video Pathways**. Take your students on a "Choose Your Own Adventure" journey can get them *leaning in* to your video instead of leaning back!



In years past, living through the horrors of a global pandemic would make a perfect setting for a creepy Halloween fantasy. How could we predict that would become our ever-present reality overnight? Yet, here we are, forced to rethink nearly every aspect of our lives in order for our society, communities and cultures are to survive the harrowing climate of our time.

That is not enough though - we want to do more than survive, we want to thrive! To do so, we must step out of our comfort zones and into the magic zone where we are free to take risks, experiment and do things different, better. **This is the time for innovation.**

My wish is that you will find creative ways to engage your students in authentic and memorable learning with these

tools. If you do, I insist that you share your successes with me!

It's now time to take off my witchy disguise, give up the silly Halloween puns and get back to work! Have a safe Halloween and I'll see you back here next month!

p.s. All graphics are courtesy of the talented Nancy Schumacher, FSW Instructional Designer extraordinaire!



Dr. Rozalind Jester has a doctorate in Ocean Science and, like most UC Santa Cruz alumni, is a proud Banana Slug. She joined FSW as faculty in 2008, served as Director, eLearning 2017-2020 and recently joined the Provost's Office as AVP, Online Learning. In this role she looks forward to collaborating with faculty and staff to support innovative online teaching and learning at FSW. She has a mild obsession with jigsaw puzzles.

Reach out via email: Rozalind.Jester@fsw.edu

Florida SouthWestern State College, an equal access institution, prohibits discrimination in its employment, programs and activities based on race, sex, gender identity, age, color, religion, national origin, ethnicity, disability, pregnancy, sexual orientation, marital status, genetic information or veteran status. Questions pertaining to educational equity, equal access or equal opportunity should be addressed to the College's Title IX Coordinator/Equity Officer/504 Coordinator: Jana Sabo; Room S-213; 8099 College Parkway SW, Fort Myers, FL 33919; (239)489-9051; Jana.sabo@fsw.edu. FSW online anonymous reporting www.fsw.edu/report. Inquiries/complaints can be filed with the Title IX Coordinator/Equity Officer online, in person, via mail, via email, or with the US Department of Education, Office of Civil Rights, Atlanta Office: 61 Forsyth St. SW Suite 19T70, Atlanta, GA 30303-8927.

FLORIDA
SOUTHWESTERN
STATE COLLEGE