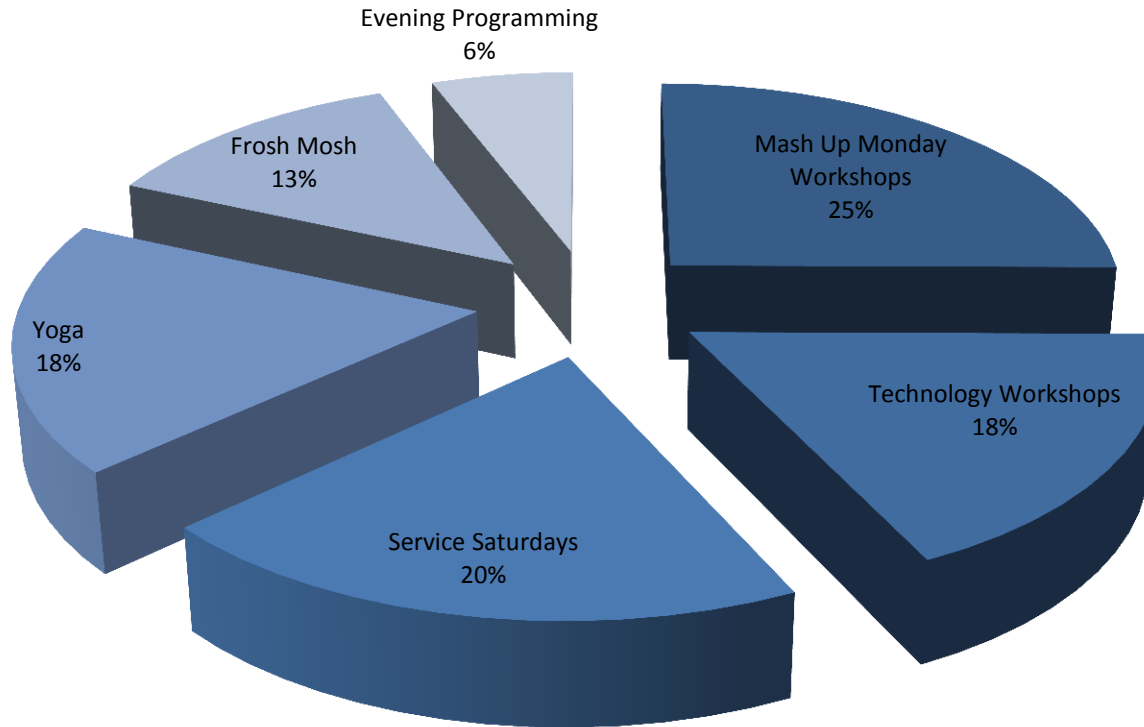
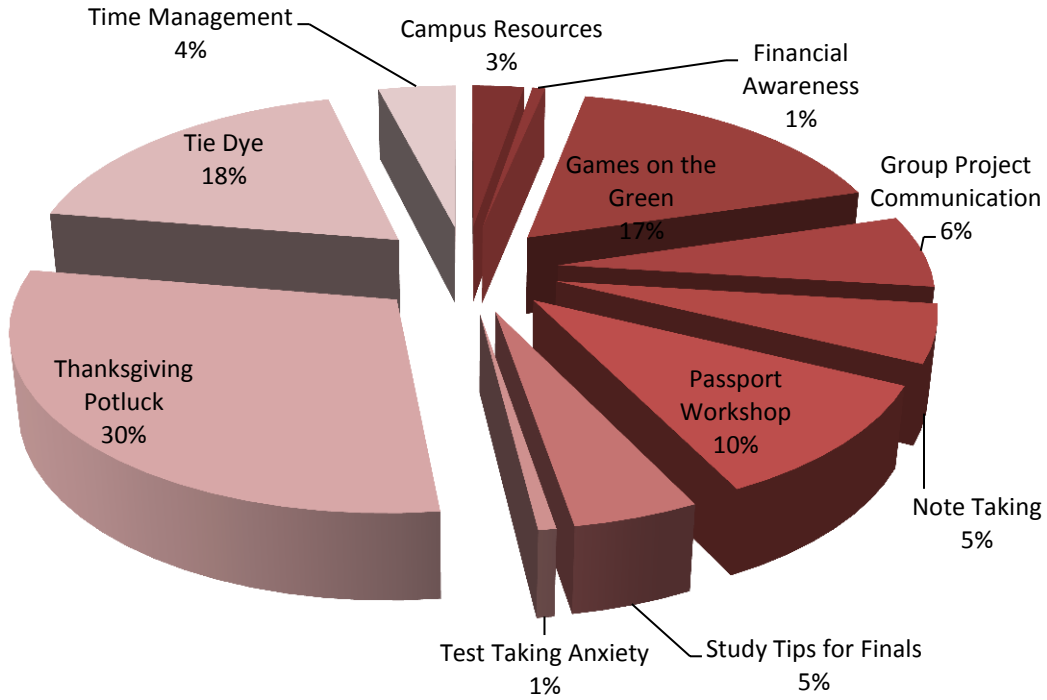


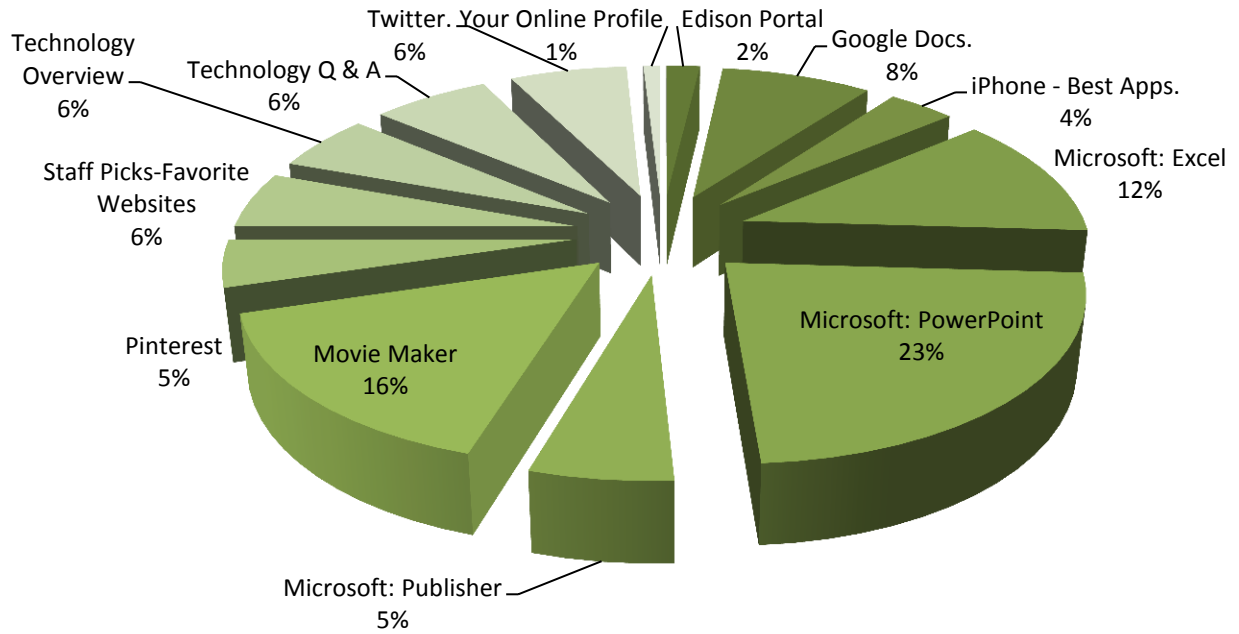
# FYE Programming



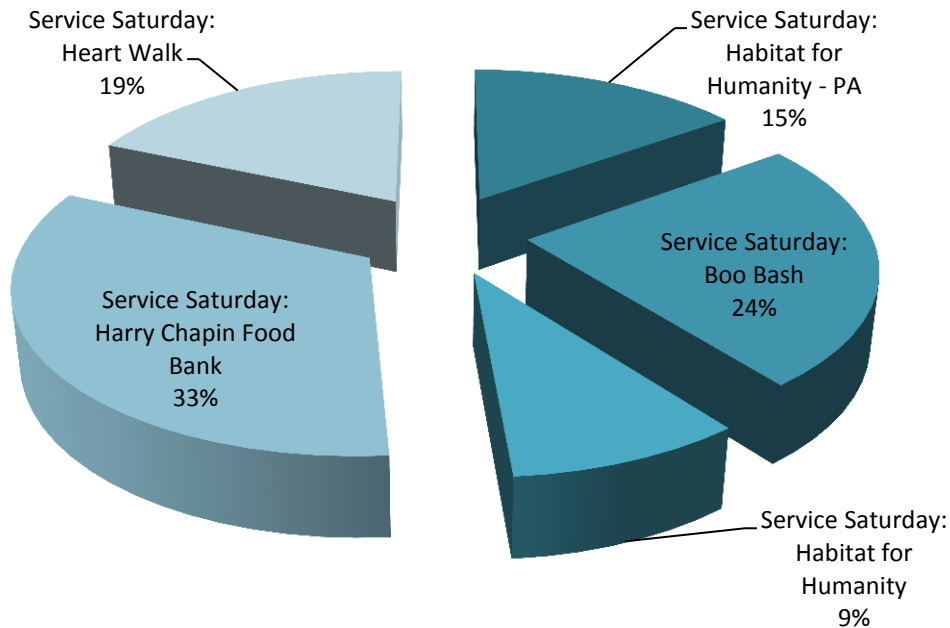
# Mash Up Monday



# Technology Tuesday



# Service Saturday



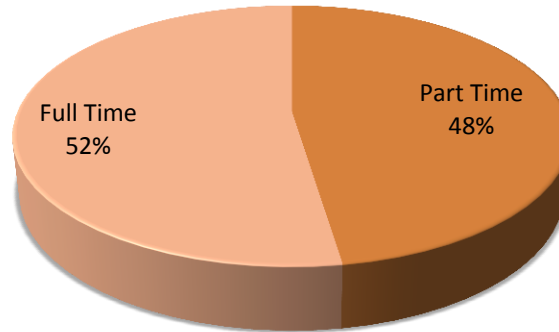
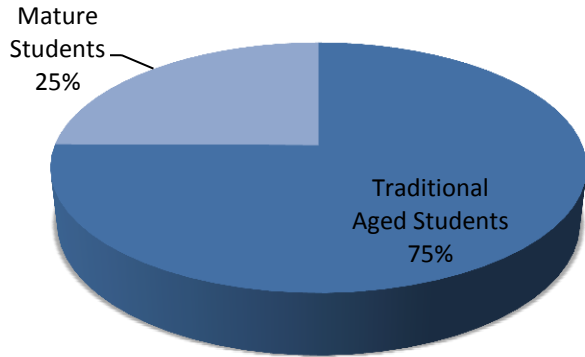
96% of participants agree and strongly agree to the statement "I feel that I made a positive impact through this volunteer experience"

96% of participants agree and strongly agree to the statement "I made new connections with fellow Edison students, faculty or staff members"

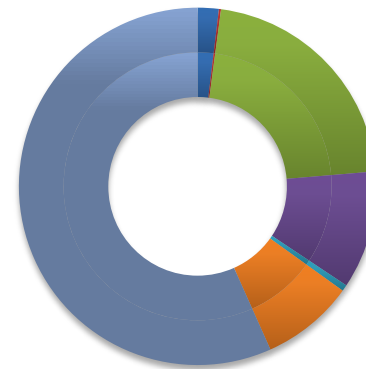
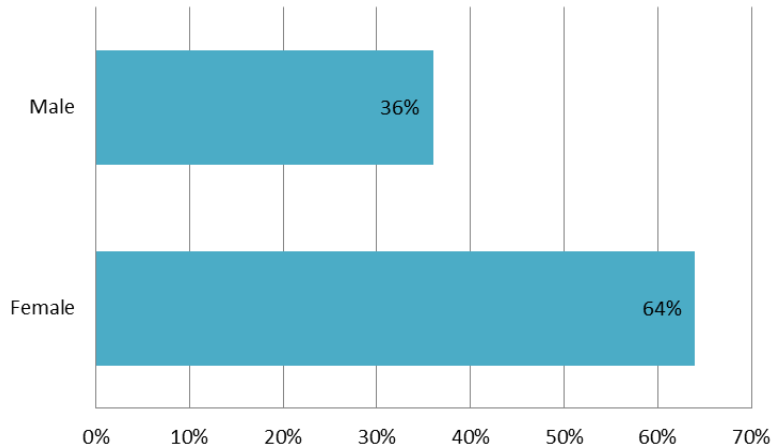
100% of participants agree and strongly agree to the statement "I would volunteer again"



# FYE Programming Attendance Demographics



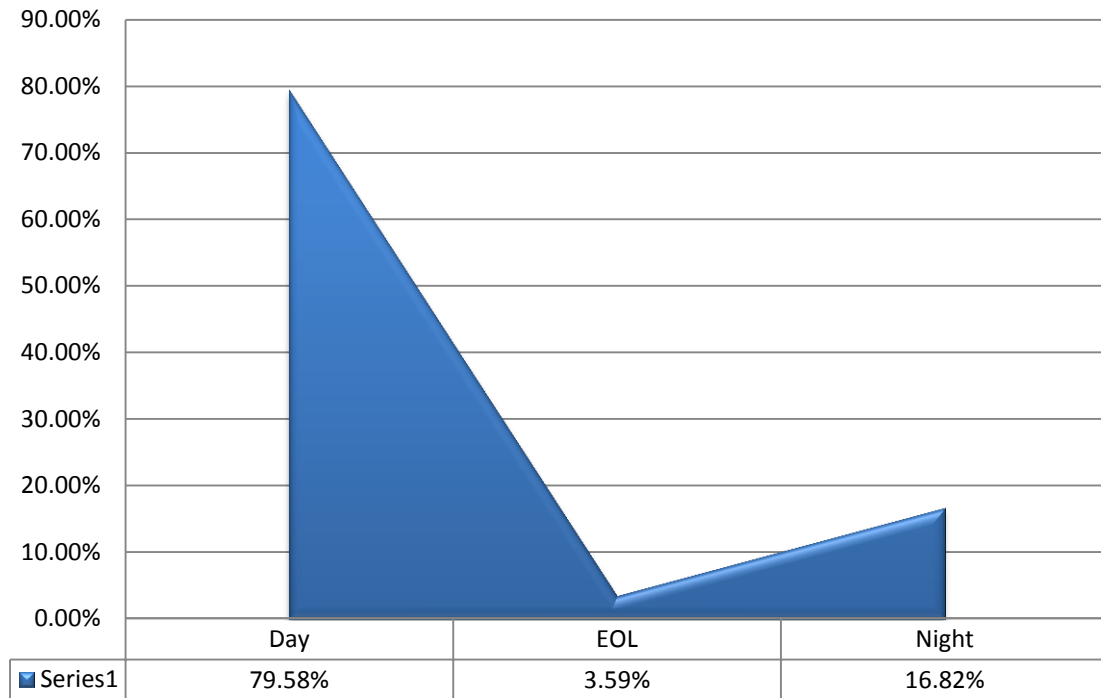
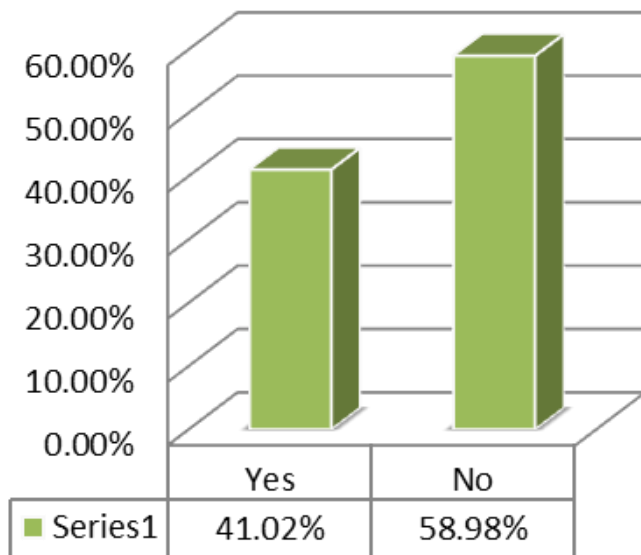
<b>Asian</b>	<b>1.91%</b>
<b>Native Hawaiian</b>	0.19%
<b>Black or African American</b>	21.56%
<b>Hispanic or Latino</b>	10.69%
<b>American Indian</b>	0.57%
<b>Not Disclosed</b>	8.40%
<b>White</b>	56.68%



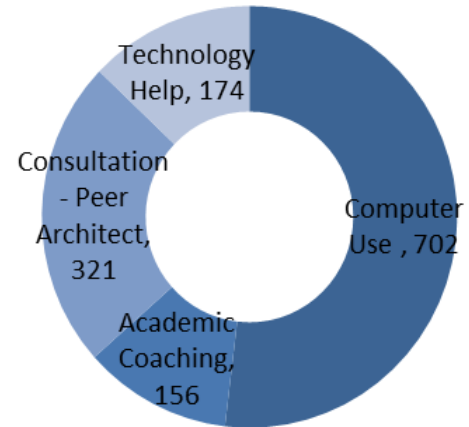
- Asian
- Native Hawaiian
- Black or African American
- Hispanic or Latino
- American Indian
- Not Disclosed
- White

# FYE Programming Attendance Demographics (continued)

## In SLS 1515 Cornerstone Experience



# Peer Architects



One Peer Architect is assigned to each section of the Cornerstone Experience class. Peer Architects provide assistance to students in the classroom as well as outside of the classroom. Peer Architects provide general help, technology help, and facilitate workshops in the FYE office on each campus.



# Midterm Survey

## *Reliability / Dependability*

	1. Your Peer Architect is punctual to class	2. Your Peer Architect comes to class looking presentable	3. Your Peer Architect comes to class prepared with their textbook or other course related material	4. Your Peer Architect is available to assist you during class
Charlotte (3)	5	4.667	4.667	4.667
Collier (5)	4.4	4.4	4.4	4.4
H/G (1)	5	5	5	5
Lee (19)	4.526	4.526	4.421	4.526
Overall Average	4.571	4.536	4.464	4.536

# Midterm Survey Results Summary

*14 questions, 28 responses*

	Reliability / Dependability	Knowledgeable	Class Participation	Overall Average
Charlotte (3)	4.750	4.500	4.556	4.595
Collier (5)	4.400	4.500	4.466	4.457
H/G (1)	5.000	4.750	4.667	4.786
Lee (19)	4.499	4.512	4.333	4.432
Overall Average	4.526	4.517	4.392	<b>4.467</b>



# End of Term Survey Results Summary

*14 questions, 24 responses*

	Reliability / Dependability	Knowledgeable	Class Participation	Overall Average
Charlotte (3)	4.833	4.667	4.611	4.691
Collier (3)	4.667	4.333	4.222	4.381
H/G (1)	4.750	5.000	5.000	4.929
Lee (17)	4.558	4.608	4.617	4.598
Overall Average	4.614	4.594	4.583	<b>4.595</b>

# Peer Architect Experience Survey

16 questions, 21 responses

<b>Campus</b>	<b>I have learned about myself through this experience.</b>	<b>I have taught others through this experience.</b>	<b>I feel that I have made a difference in another student's experience.</b>
Charlotte (3)	4.667	4.333	4.667
Collier (4)	4.750	4.250	4.500
H/G (1)	5.000	4.000	5.000
Lee (13)	4.000	4.615	4.692
Overall Average (21)	4.762	4.476	4.619

# Peer Architect Experience Survey

## *In the classroom*

<b>Campus</b>	<b>I feel supported by my professor.</b>	<b>I feel valuable in the classroom.</b>	<b>I feel valued by my professor.</b>
Charlotte (3)	5.000	4.333	5.000
Collier (4)	4.750	4.750	5.000
H/G (1)	5.000	5.000	5.000
Lee (13)	4.231	4.154	4.385
Overall Average (21)	4.476	4.333	4.619

# Peer Architect Experience Survey

## *In the FYE Office*

<b>Campus</b>	<b>I feel supported by my co-workers.</b>	<b>I feel supported by my supervisor.</b>	<b>I feel valuable in the FYE office.</b>	<b>I feel valuable contributing to FYE events and activities.</b>
Charlotte (3)	4.000	3.667	3.667	3.667
Collier (4)	4.500	4.500	4.250	4.750
H/G (1)	5.000	4.000	3.000	3.000
Lee (13)	4.846	5.000	4.692	4.810
Overall Average (21)	4.619	4.667	4.381	4.476

# Peer Architect Experience Survey

<b>Campus</b>	<b>Overall I feel the Peer Architect position was a good experience.</b>
Charlotte (3)	4.333
Collier (4)	4.750
H/G (1)	5.000
Lee (13)	4.846
Overall Average (21)	4.762

# Peer Architect Gains

<b>Knowledge of campus resources</b>	16	76.19%
<b>Interpersonal communication skills</b>	20	95.24%
<b>Organizational skills</b>	14	66.67%
<b>Speaking / presentation skills</b>	15	71.43%
<b>Written communication skills</b>	8	38.10%
<b>Time Management</b>	14	66.67%
<b>Technology skills</b>	13	61.90%
<b>A better understanding of a diverse perspective</b>	16	76.19%

## Other noted areas of gained knowledge

- Critical thinking
- How to cope with a professor's teaching style
- Leadership skills
- The communication is a very important aspect of team efforts
- Public speaking

## Comments / Suggestions

Thank you very much for this opportunity. I appreciate my time within Cornerstone Experience and feel that the position of PEER Architect is an honor! (Charlotte Campus)

I felt the semester ran smoothly. I really enjoyed my Peer Architect experience. It was fun getting the chance to work with all the other students and help be a part of shaping their future college endeavors. ( Collier Campus)

I have really enjoyed my time working as a peer architect and having the opportunity to work with an amazing group of students and professors. (Collier Campus)

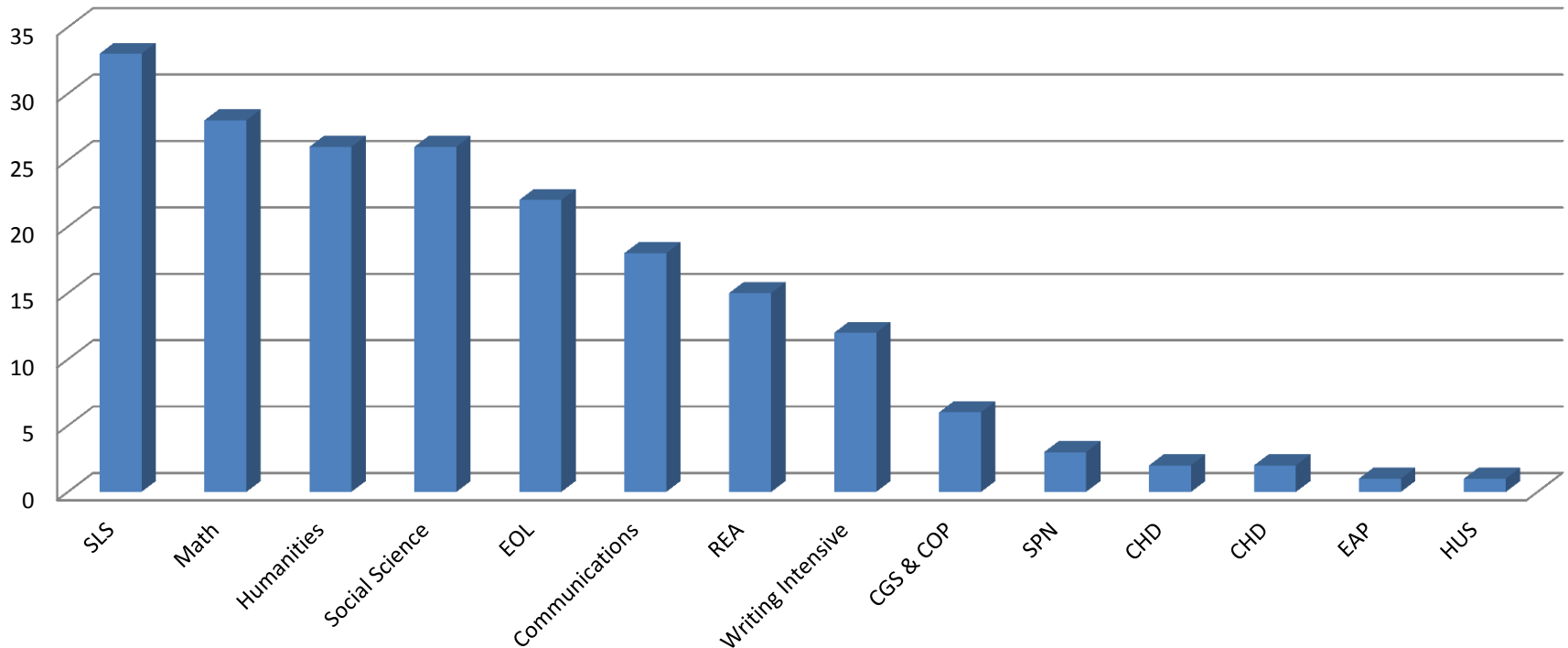
The best change in my college career I have ever made in my life was taking on this job. Looking forward to next semester. ( Lee Campus)

I really had a great time this semester. I loved meeting all the new people. I enjoy working in the classroom; however, I think my favorite part of this job was working in the office. I connected with not only students from my own SLS classes but also from a lot of the other SLS classes. This was a learning experience for us all, with that said, I think next semester will be even better. (Lee Campus)

# Early Alert Program

*Fall 2012 – Lee Campus*

178 total Early Alerts were submitted this fall on Lee Campus from 40 different professors. The breakdown by subject matter is listed below.





# Early Alert Results

*Fall 2012 – Lee Campus*

- A little over 10% of students who were early alerted passed the early alerted class with a “C” or better
- About 30% of students dropped or withdrew from the class they were early alerted in
- About 55% of students received a “D” or “F” in the class in which they were early alerted for

Number of Students Enrolled for Spring	Number of Students not Enrolled for Spring
72	102
40.45%	57.30%

Number of Students Re-Enrolled in EA course	Number of Students Not Enrolled in EA course	Number of Students that Passed EA course
15	139	18
8.43%	78.09%	10.11%

Letter Grade	Number of Students	% of Total
A	2	1.12%
B	5	2.81%
C	11	6.18%
D	8	4.49%
Dropped	2	1.12%
F	91	51.12%
NA	4	2.25%
W	55	30.90%
<b>Total</b>	<b>178</b>	

# New to Early Alert for the Spring Term

- College Wide Committee Representation
- Communication plan to faculty and staff
- New submission form to include Edison Online Classes
- Website with resources for students and faculty
- <http://www.edison.edu/earlyalert/index.php>